

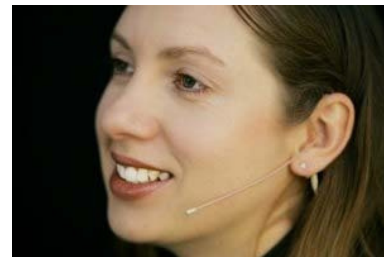
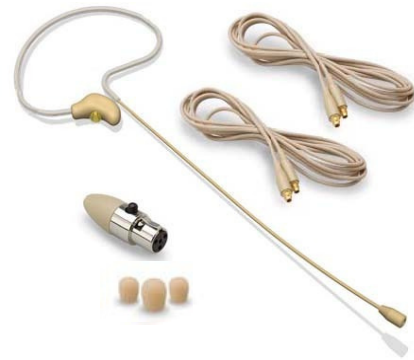


HS-08a Single Ear Headworn Microphone

With a capsule diameter of just 3.5 mm, the HS-08a provides a super low profile combined with excellent performance audio output. The HS-08a features a 70dB S/N ratio that delivers very accurate and clear sound. This standard grade omnidirectional con- denser headworn mic offers a lightweight single ear design with a flexible boom and ear loop that hooks over either ear for a secure, inconspicuous, comfortable fit that provides maximum freedom of movement with or without glasses.

The HS-08a comes with two screw-on replaceable audio cables, acoustically transparent windscreens and a MIPRO wireless bodypack adapter. Additional optional adapters are available for use with Shure, AudioTechnica, AKG, Sennheiser, Electro Voice, Lectrosonics, Sony and other belt packs. Optional Red Dot (RD) adapters have a built-in 15dB pad for use with MIPRO, AudioTechnica, AKG, Electro Voice and Shure belt packs.

The HS-08a is available in black or beige and ships in a leatherette case. This comfortable single ear headworn mic is a perfect solution for Houses of Worship, Theaters, Lecturers, Broadcast, Corporate A/V, and other applications where intelligible sound and low visibility are required. All mics come with a reversible name card.

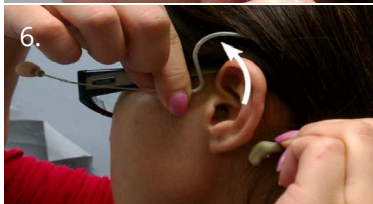
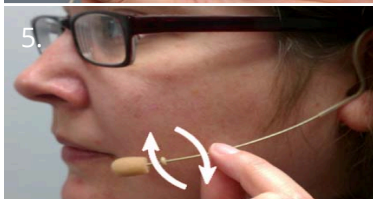
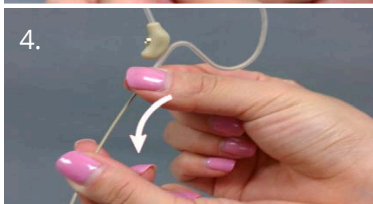

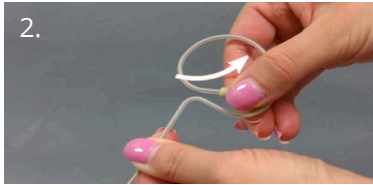


HS-08a Specifications:

Element	Premium back electret condenser, 4.0mm diameter
Polar Pattern	Omni-directional
Frequency Response	20Hz-20KHz
Sensitivity	-42±3dB 1V/Pa @ 1KHz
Output Impedance	1100 Ohms±30%
SPL max	126dB (141dB with optional Red Dot adapter)
Operating Voltage	2V (1V-5V) D.C.
Cable	Kevlar coated; 1.2m (47.25")
Capsule Diameter	4.6 mm O.D.
Color	Black or Beige
Wireless Body Pack Adapter	Included adapter: T5 Mipro Optional adapters: T1 & T1RD AudioTechnica, T2 & T2RD AKG, T3 Sennheiser, T4 & T4RD Shure, T5RD Mipro, T8 and T8RD Electro Voice, T9 Sony, T14 Lemo and T15 Lectrosonics
XLR Adapter	Optional adapter : MJ-53 for wired use
Accessories	Spare audio cable and windscreens
Weight	13g (0.46 ounces)

AVlex HS-08a Headworn Microphone Fitting and Handling Guide

The AVlex HS Standard Voice Grade Series of microphones are made of a lightweight, flexible soft metal. Please avoid bending the ear piece or boom at a sharp angle. The soft metal of the premium HS-08a bends easily but care should be taken when making adjustments to prevent damaging the microphone. Use a round object or the edge of your finger as a guide to prevent kinking the boom. Repeated bending in the same location will eventually cause a break in the boom or internal wires. Do not attempt to bend the boom near the capsule or next to the ear piece.



1. The headset may be used over the left or right ear. Carefully slide the loop down over the top of the ear with the connector behind the earlobe. It should not be necessary to spread the loop apart.
2. If the loop needs to be smaller for a more comfortable fit, carefully twist it closer together and allow it to return to position. If the loop needs to be larger, carefully spread the loop more open and allow it to return to position.
3. Tension the ear hook by gently pulling the top of the loop toward your head while gently pulling the connector away in the opposite direction to create about a 1/2" gap between the connector and boom. This will tension the ear loop, allowing the connector to push out against the earlobe while keeping the boom portion closer to your head. This tightens the earpiece and provides a better fit for the boom along the side of your cheek.
4. Gently curve the boom to the right for left ear use or to the left for right ear use. Use your thumb and forefinger to shape the boom carefully. Allow at least 1/2 inch of straight boom next to the earpiece; this allows the headset to be properly held in position.
5. With the headset firmly on the ear, adjust the boom up or down for best capsule location. The optimum position is when the capsule is located just behind the edge of your mouth when you smile and about a half inch from the side of your face. Do not position the capsule directly in front of the mouth. This will result in "pops" and breathing noise. The pickup pattern of the HS-08a will allow for the mic to function well over a large area.
6. When removing the HS-08a, grasp the boom directly in front of the ear with one hand and place a finger on the connector behind your earlobe with the other hand. Gently push up with both hands to remove the microphone. This will help ensure a quick and easy fit for your next use.

AVlex microphones use a replaceable, Kevlar covered cord. These cords are as light as possible in order to keep them comfortable and provide low visibility. Use caution when wearing and removing the mic and bodypack to keep the cord safe. Do not wrap excess cord around the bodypack. This will stress the cord and adapter and will result in the mini coaxial connector being broken.

We're confident you'll find the AVlex HS-08a Standard Grade headworn microphone to be a truly excellent product. Lightweight and comfortable, it will produce a clear natural sound for years to come. For additional information on the HS Series of AVlex Microphones including videos regarding fitting and handling, please visit the AVlex microphone section on our web site at www.avlex.com.

LIMITED ONE YEAR WARRANTY

This Limited Warranty is extended by AVlex Inc to the owner of any AVlex HS or HSP series microphone purchased in the United States of America, the District of Columbia, Puerto Rico, or the US Virgin Islands. AVlex Inc will repair or replace, at its sole option, any covered AVlex product that fails due to a defect in material or workmanship within one year following the date of the initial user purchase.

Cables and windscreens are excluded from coverage under this warranty. Product failure caused by misuse, abuse, neglect, accident, improper wiring or improper installation is not covered by this warranty.

This warranty does not cover any loss of time or income that may be caused by the failure of a warranted product. As some states do not allow the exclusion or limitation of incidental or consequential damages, the above exclusion may not apply to you.

To obtain performance under this warranty, return the warranted product with proof of the purchase date to the place of purchase, or contact AVlex Inc Customer Support at 816 581 9103 or www.avlex.com. If, after standard troubleshooting procedures, it is necessary to return the product you will be given a return authorization (RMA) number and shipping instructions. Please be certain to write this information down. The product being returned along with the RMA number, your contact information, and proof of purchase must be securely packed in an adequate (corrugated) shipping carton. The RMA number must be written on the outside of the shipping carton (on the shipping label). You will be responsible for freight charges to AVlex and the product will be returned via UPS Ground with the shipping charges prepaid. Expedited shipping is available at an additional cost.

This warranty gives you specific legal rights, and you may also have other rights which vary from state to state.